



Together We Make Our Way Campaign Dashboard



(July 1, 2018 — November 25, 2024 unless otherwise noted)

Rustler Ag & Equine Complex Campaign

	Goal	Funds Raised
Building	\$18,353,584	\$16,069,775
Program & Building Enhancements	\$2,000,000	*\$2,448,064

CWC-Jackson Campaign

	Goal	Funds Raised
Building	\$25,107,218	\$24,900,936
Program & Building Enhancements	\$2,500,000	\$1,391,481

Other Campaigns

	Goal	Funds Raised
Alpine Science Institute (ASI)	\$3,000,000	\$2,072,466
Institute for Tribal Learning (ITL)	\$5,000,000	\$4,168,438
Bootstrap Collaborative	\$3,000,000	*\$3,146,395

Notes

* Indicates goal has been met

Glossary

Funds Raised may include grants, other governmental funding, and philanthropic contributions

Campaign: a targeted fundraising effort that takes places over a defined period to meet a specific goal

Annual Donors: Distinct number of donors each year-does not include government grants

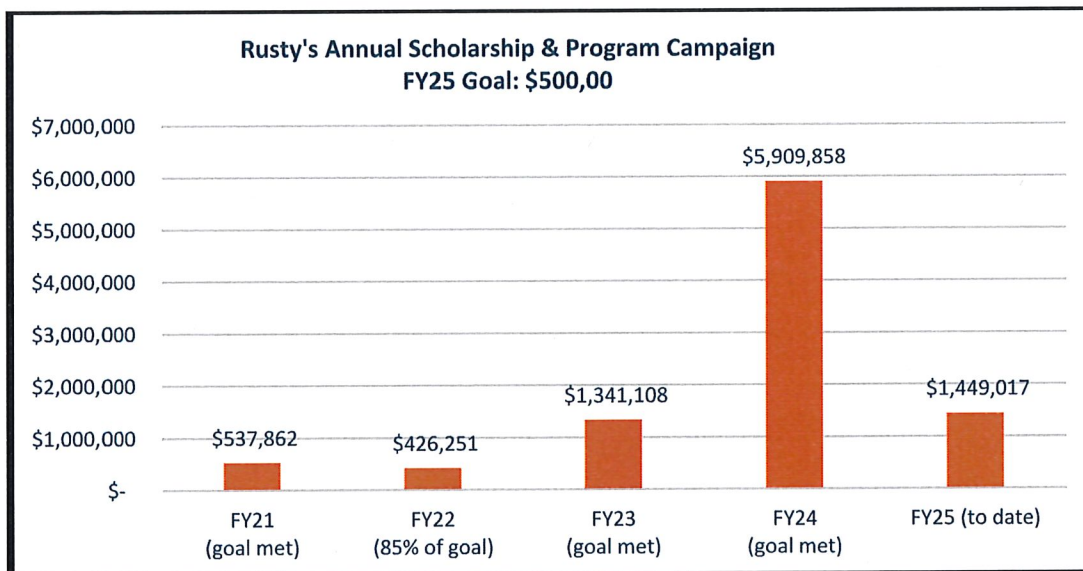
Grants

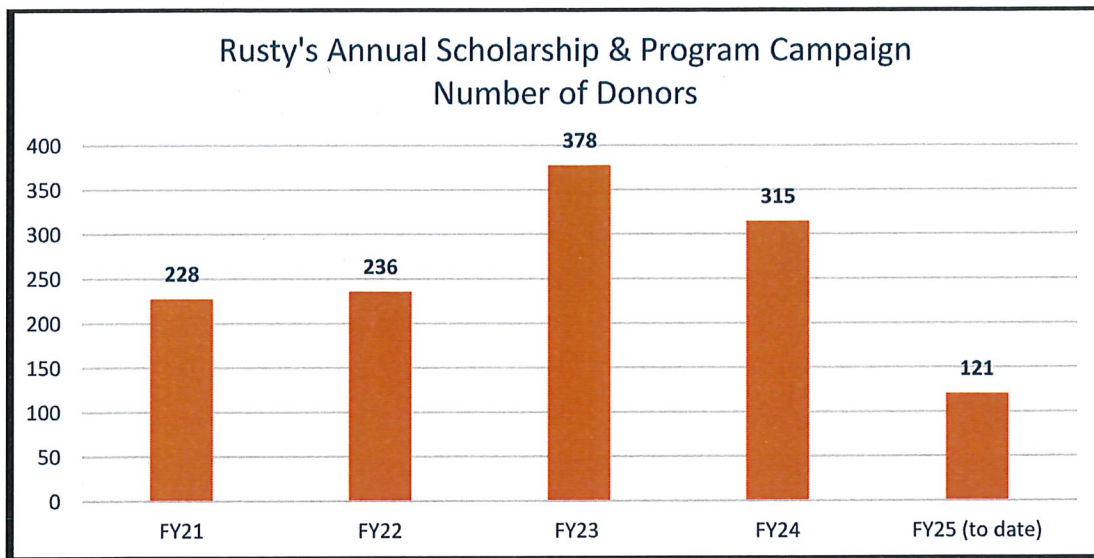
Fiscal Year	Name	Purpose	Requested	Received	Indirect Funds
FY25	EDA Recompete Grant - CWC is sub awardee	Wind River Adult Ed (ABE/Healthcare/Culinary, etc.)	\$5mil	\$5mil	Prime Applicant (WRD) will take indirect portion
FY25	USDA Western SARE	Meats Certificate scholarships	\$10,000.00	\$10,000.00	money goes directly to scholarships
FY25	USDA NIFA - Non-Land Grant Capacity	Fenced Lot and Herd of Cows for Hands-on (with RHS)	\$300,000	TBD	\$75,000
FY25	National Arts Endowment	Funding for award prize money for photo contest	\$10,000.00	TBD	money goes directly to program
FY25	Nat'l Science Foundation ATE Grant	Science and Engineering Technology Partnerships for students	\$650,000.00	TBD	Prime Applicant (UW) will take indirect portion
FY25	National Partnership For Student Success	Money to support bridge program for Jackson	\$10,000.00	TBD	money goes directly to program
FY25	Department of Education FIPSE	Help with wraparound services for student support	\$90,000.00	Denied	\$22,500
FY25	Wyoming Women's Foundation	Scholarships to send 4 women to the conference	\$8,000.00	Denied	money goes directly to program
FY25	NASDAQ	Central Wyoming Women's Financial Literacy and Empowerment	\$200,000.00	Denied	\$50,000
FY25	USDA – Local Food Promotion Project	Ethan Page's salary, Coordinator salary, subgrantee awards	\$500,000.00	Denied	\$125,000

FY25	Clif Bar Foundation	Maintenance, marketing and Education	\$5,000.00	Denied	money goes directly to program
FY25	Walmart Spark Good Microgrant	Funding for award prize money for photo contest	\$5,000.00	Denied	money goes directly to program
FY25	DOE OLM Grant continuation - year 2	STEM Equipment for Jackson Building	on hold	On hold due to funding issues	on hold
FY25	Department of Family Services	Funding to Support CWC Grow your own subs	\$310,720.00	Funds reallocated to a different division	\$77,680
FY25	Jackson Hole Community Foundation, LOI	ESL/ESS Audit Ed resources for Jackson Campus	\$10,000.00	Asked to apply for different funding in 2025	money goes directly to program
FY25	Jackson Hole Community Foundation, LOI	Workforce training track service industry jobs Teton County	\$20,000.00	Asked to apply for different funding in 2025	money goes directly to program

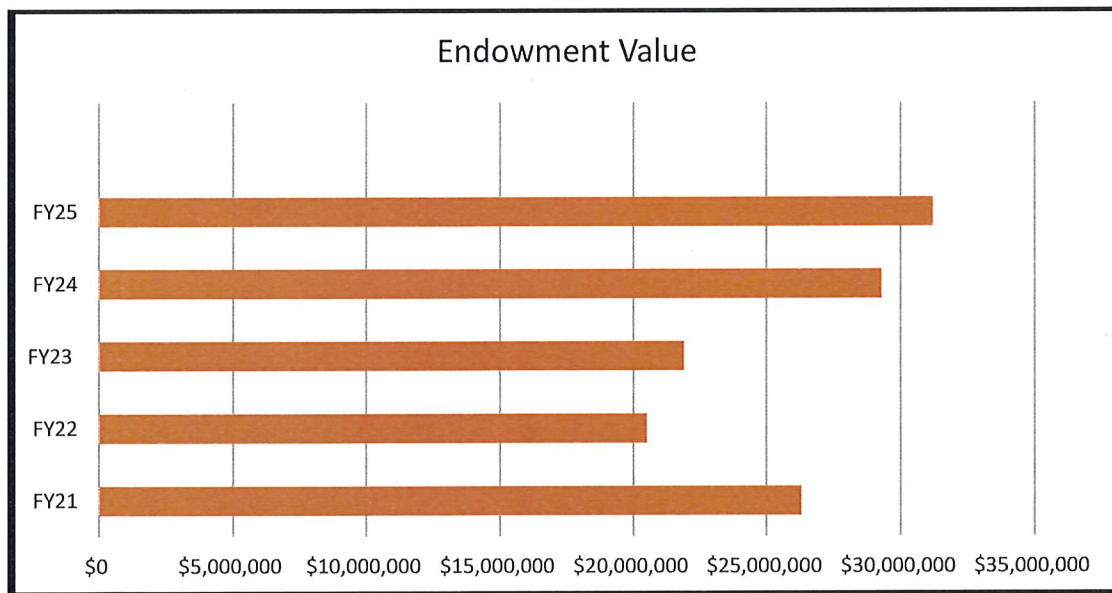
Indirect costs represent the expenses of doing business that are not readily identified with a particular grant, contract, project function or activity, but are necessary for the general operation of the organization and the conduct of activities it performs. In general, these are unrestricted dollars received by the grant awardee.

Rusty's Annual Campaign includes all funds raised outside of campaigns listed previously.





CWC Foundation Endowment



The CWC Foundation endowment is invested in a "Growth/Income" allocation.

Approximately 57% in stocks and 43% in bonds and cash. These stock and bond allocations are broadly diversified across different asset classes and managers. TIAA Kaspick serves as the investment manager for the endowment. The following compares their performance to our identified benchmarks as of August 31, 2024

	CWCF Endowment	Multi-Asset Benchmark	Traditional Benchmark
Month to Date (8/31/2024)	-2.6%	-2.8%	-1.8%
One Year	21.1%	20.8%	20.5%
Three Year	1.2%	2.2%	4.0%
Five Year	4.9%	5.6%	7.4%
Ten Year	5.2%	5.7%	6.9%

